

EU PRICES of COW'S RAW MILK in EURO/100 kg

Source: Regulation (EU) No 2017/1185 Article 12(a) - Annex II.4(a) (prices of raw milk at real fat and protein content paid to milk producers)

	Belgium	Bulgaria	Czech Rep.	Denmark	Germany	Estonia	Ireland	Greece	Spain	France	Croatia	Italy	Cyprus	Latvia	Lithuania	Luxembourg	Hungary	Malta	Netherlands	Austria	Poland	Portugal	Romania	Slovenia	Slovakia	Finland	Sweden	EU (without UK)	% EU (without UK) compared to previous month (%)	
2021m01	32.87	32.54	32.76	33.74	34.71	29.66	35.64	38.55	33.01	36.94	33.87	35.97	58.67	29.18	31.41	c	30.78	53.03	34.25	39.32	32.91	30.39	32.44	31.95	32.17	38.84	36.68	34.87	-1.5%	Jan-21
2021m02	32.87	32.66	33.17	34.29	34.66	29.92	37.20	38.67	32.82	36.48	33.75	36.07	58.80	29.64	31.97	c	30.93	51.46	35.00	39.04	33.00	29.97	32.70	31.65	31.96	38.98	36.77	34.97	+0.3%	Feb-21
2021m03	34.15	32.68	32.86	35.91	35.58	30.47	37.10	38.86	32.72	35.89	33.79	36.00	58.18	29.97	32.18	c	30.57	55.71	35.25	38.16	32.84	30.01	33.03	31.57	32.22	39.46	36.79	35.17	+0.6%	Mar-21
2021m04	35.27	32.43	33.25	37.25	35.96	31.08	36.61	38.76	32.62	36.49	33.45	36.00	57.78	30.53	31.92	c	30.98	55.58	36.00	38.12	33.10	30.01	30.76	31.72	32.24	38.64	38.13	35.52	+1.0%	Apr-21
2021m05	35.56	32.44	33.81	37.79	35.86	31.28	37.49	38.72	32.52	36.28	33.19	35.96	57.22	30.41	31.25	c	31.20	54.77	37.50	38.59	33.34	29.95	31.21	31.48	31.99	38.02	39.33	35.72	+0.6%	May-21
2021m06	35.11	32.43	34.03	37.52	35.98	31.04	37.39	38.74	32.23	36.64	32.79	35.96	57.30	30.41	30.12	c	31.16	56.35	38.00	38.21	33.22	29.89	30.28	31.19	31.82	37.27	39.23	35.77	+0.1%	Jun-21
2021m07	35.13	32.51	33.61	37.51	36.55	30.82	37.20	37.83	32.43	37.42	32.49	37.21	56.97	29.16	c	30.57	57.33	37.50	38.83	32.68	29.76	30.42	31.54	31.62	37.02	37.76	35.99	+0.6%	Jul-21	
2021m08	35.73	32.65	34.10	36.44	36.55	31.00	39.23	38.92	32.82	38.12	32.73	37.25	57.48	30.92	30.97	c	31.11	57.45	37.75	39.16	33.39	29.87	31.34	32.18	31.81	37.83	38.75	36.41	+1.1%	Aug-21
2021m09	36.46	33.40	34.79	38.06	37.51	31.78	42.44	39.56	33.20	38.71	34.24	37.25	57.83	31.87	33.90	c	32.01	60.04	38.00	39.85	34.52	30.07	32.30	33.00	32.75	40.26	39.44	37.29	+2.4%	Sep-21
2021m10	38.64	34.61	35.42	39.52	39.28	32.71	46.52	40.75	34.27	39.41	35.07	37.33	58.49	33.15	37.47	c	32.28	62.76	39.50	41.08	36.10	31.49	33.49	33.90	33.57	40.60	40.96	38.68	+3.7%	Oct-21
2021m11	40.67	35.67	36.93	39.53	41.07	34.10	48.65	41.34	35.15	39.71	35.04	38.98	58.47	35.85	40.10	c	32.98	62.50	41.25	42.03	38.17	31.74	35.39	34.79	34.53	42.03	41.63	40.03	+3.5%	Nov-21
2021m12	45.05	36.77	38.00	43.70	42.25	35.78	48.46	42.99	35.34	39.93	35.23	39.50	58.47	39.71	42.85	c	33.94	62.26	43.72	44.16	40.18	31.89	35.92	35.33	35.47	41.91	43.29	41.28	+3.1%	Dec-21
2022m01	45.13	37.61	39.82	43.68	43.03	38.67	46.03	44.22	36.02	40.73	36.14	39.89	58.22	41.72	44.23	c	36.01	62.00	45.00	42.40	40.09	34.19	40.41	35.93	37.18	42.38	42.90	41.81	+1.3%	Jan-22
2022m02	45.61	37.99	40.91	43.68	44.25	40.30	47.59	45.46	36.70	41.18	35.96	40.56	58.36	42.67	45.94	c	37.28	61.92	45.00	43.20	40.62	34.15	39.63	36.87	38.10	42.15	43.01	42.50	+1.7%	Feb-22
2022m03	47.68	38.57	40.63	46.23	47.98	41.21	48.95	46.79	37.18	40.94	37.66	40.56	57.68	43.44	47.62	c	37.02	63.54	46.50	44.26	41.44	34.16	40.74	38.16	38.84	43.93	44.71	43.92	+3.3%	Mar-22
2022m04	48.81	39.69	42.86	46.78	49.69	42.64	51.28	47.95	40.68	42.58	38.93	45.93	57.52	45.21	51.04	c	38.89	62.51	48.50	45.96	45.17	37.85	42.41	40.63	39.64	46.01	45.97	46.23	+5.3%	Apr-22
2022m05	51.56	40.14	43.48	50.67	51.73	43.88	53.61	49.60	41.84	43.12	39.81	47.17	57.52	47.26	52.72	c	39.68	61.97	52.50	47.54	46.49	38.22	42.40	42.14	40.38	46.99	47.70	47.99	+3.8%	May-22
2022m06	54.86	40.82	44.46	55.65	51.73	45.78	55.45	51.90	42.52	43.84	41.09	48.19	57.04	48.60	51.88	c	40.42	61.90	56.50	47.97	49.24	38.19	44.58	43.92	41.86	47.39	49.77	49.40	+2.9%	Jun-22
2022m07	55.50	42.12	45.99	57.78	54.40	46.74	57.78	54.43	44.95	44.12	41.18	48.19	57.26	49.61	51.24	c	42.42	61.68	60.00	51.11	49.50	40.14	49.10	45.72	43.60	49.26	52.24	51.08	+3.4%	Jul-22
2022m08	56.22	43.32	47.10	58.88	56.19	48.02	59.73	56.09	46.21	44.85	43.22	50.98	62.09	49.77	51.23	c	45.22	61.90	60.00	52.37	50.88	40.49	46.07	47.86	45.28	50.12	53.85	52.37	+2.5%	Aug-22
2022m09	57.98	45.87	48.63	58.90	58.59	50.05	64.29	58.12	48.06	46.28	44.28	54.34	62.90	49.26	52.65	c	47.90	63.36	61.25	54.83	53.18	43.72	53.02	50.88	47.12	52.84	54.85	54.53	+4.1%	Sep-22
2022m10	59.06	50.06	50.50	59.96	60.56	51.89	68.47	58.96	53.98	48.26	49.38	55.35	63.90	49.21	55.25	c	48.92	62.95	62.25	57.08	54.73	52.01	53.82	53.60	49.33	55.41	56.70	56.64	+3.9%	Oct-22
2022m11	58.29	51.23	52.89	61.43	61.55	53.21	69.24	59.61	56.99	48.85	48.41	55.35	64.42	49.05	54.62	c	52.51	62.67	62.25	58.88	58.36	54.38	58.48	54.95	50.78	55.58	58.33	57.77	+2.0%	Nov-22
2022m12	58.13	51.75	54.28	61.45	61.72	54.42	68.18	57.30	57.96	49.51	55.89	57.40	64.33	48.33	50.94	c	54.55	61.67	62.51	59.78	59.39	54.85	58.56	55.40	51.38	55.18	58.43	58.25	+0.8%	Dec-22
2023m01	53.77	51.16	54.33	60.36	58.29	52.22	59.34	57.75	58.16	49.80	51.67	57.17	65.06	42.89	44.37	c	56.49	61.04	60.00	58.92	51.59	54.37	58.27	53.73	51.05	54.79	55.90	55.74	-4.3%	Jan-23
2023m02	49.12	49.45	52.88	57.36	54.08	49.18	54.38	56.12	58.54	49.95	51.47	57.40	65.36	34.01	36.84	c	56.32	60.55	56.00	57.46	48.06	54.13	56.85	51.49	49.70	55.07	54.01	53.34	-4.3%	Feb-23
2023m03	45.67	47.57	49.89	53.32	49.74	47.73	45.84	54.25	57.77	48.51	51.11	54.86	64.69	34.37	38.17	c	53.06	61.27	50.50	55.62	47.66	53.92	53.56	48.78	48.47	55.22	51.06	50.27	-5.7%	Mar-23
2023m04	43.61	43.63	48.45	47.24	46.54	45.21	41.66	52.38	54.37	46.93	50.68	53.73	64.26	34.72	37.92	c	50.04	61.76	44.75	54.48	46.72	53.56	48.05	46.08	46.31	54.73	46.13	47.52	-5.5%	Apr-23
2023m05	41.89	42.28	45.78	43.76	46.54	42.61	40.79	50.53	52.72	45.37	50.33	53.73	63.95	34.39	35.78	c	46.27	62.20	43.25	51.97	45.62	49.35	35.14	43.75	44.42	52.50	41.75	46.18	-2.8%	May-23
2023m06	44.50	41.15	43.97	43.76	44.33	41.00	39.66	48.50	52.72	43.13	50.18	52.25	63.95	33.97	34.57	c	46.52	62.20	43.25	50.70	44.35	49.35	36.29	42.33	41.50	52.25	38.95	44.91	-2.8%	Jun-23

Yellow box: Estimations DG AGRI-E3

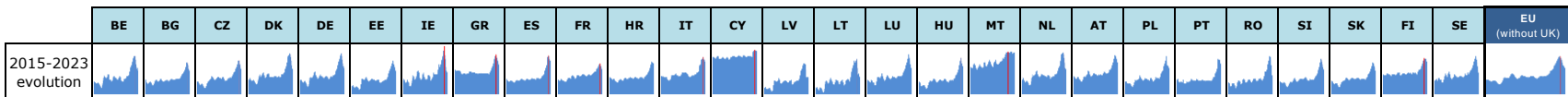
Red box: n/a: not provided by MS

Orange box: Estimations based on National statistics c: confidential

Grey box: "estimated" prices by MS (indicator of price movement, not to be relied upon to forecast prices)

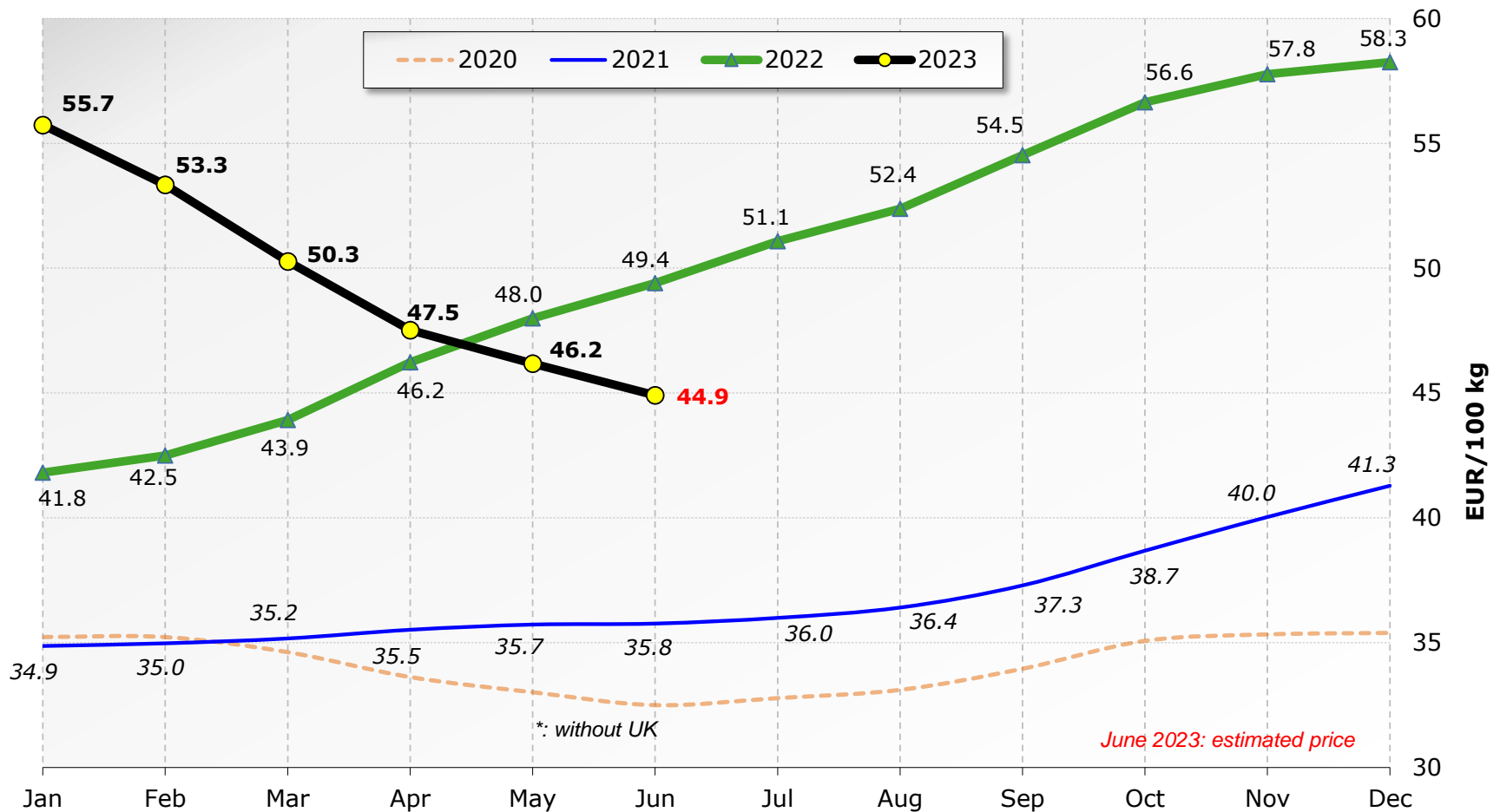
Price of May 23 compared to :

	BE	BG	CZ	DK	DE	EE	IE	GR	ES	FR	HR	IT	CY	LV	LT	LU	HU	MT	NL	AT	PL	PT	RO	SI	SK	FI	SE	EU (without UK)
Apr 23	-3.9%	-3.1%	-5.5%	-7.4%	idem	-5.6%	-2.1%	-3.5%	-3.0%	-3.3%	-0.7%	idem	-0.5%	-1.0%	-5.6%	-	-7.5%	+0.7%	-3.4%	-4.6%	-2.4%	-7.9%	-26.9%	-5.1%	-4.1%	-4.1%	-9.5%	-2.8%
May 22	-18.8%	+5.3%	+5.3%	-13.6%	-10.0%	-2.9%	-23.9%	+1.9%	+26.0%	+5.2%	+26.4%	+13.9%	+11.2%	-27.2%	-32.1%	-	+16.6%	+0.4%	-17.6%	+9.3%	-1.9%	+29.1%	-17.1%	+3.8%	+10.0%	+11.7%	-12.5%	-3.8%



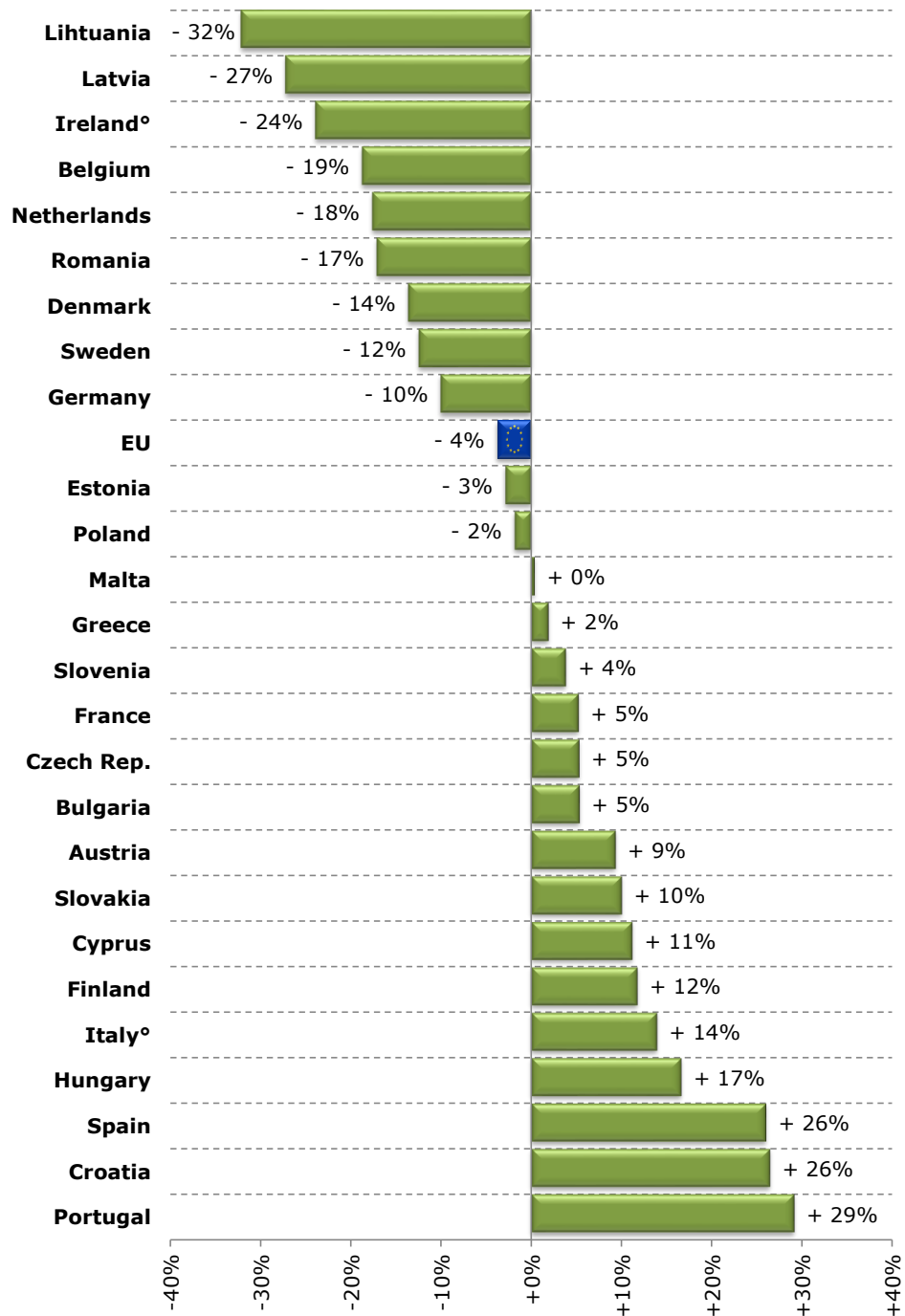
Red lines show maximum values

Milk Prices paid to the Producers EU* (weight. avg.)



Source : Member States Reg. (EU) No 2017/1185 Article 12(a) - Annex II.4(a)

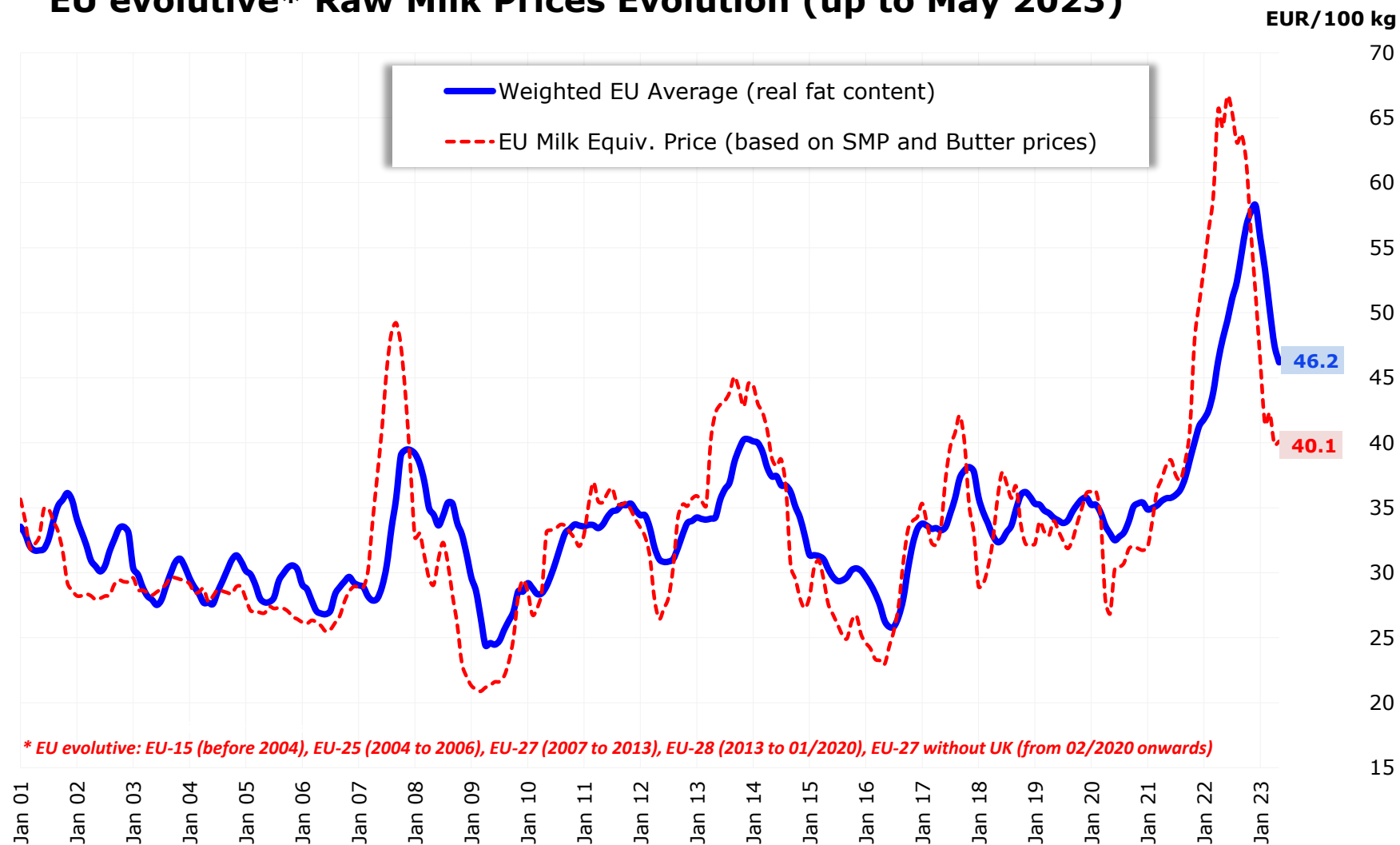
Raw Milk Price evolution in May 2023 compared to May 2022



° : estimated figures for Mar 2023

Source : Member States (Reg. (EU) No 2017/1185 Article 12(a) - Annex II.4(a))

EU evolutive* Raw Milk Prices Evolution (up to May 2023)

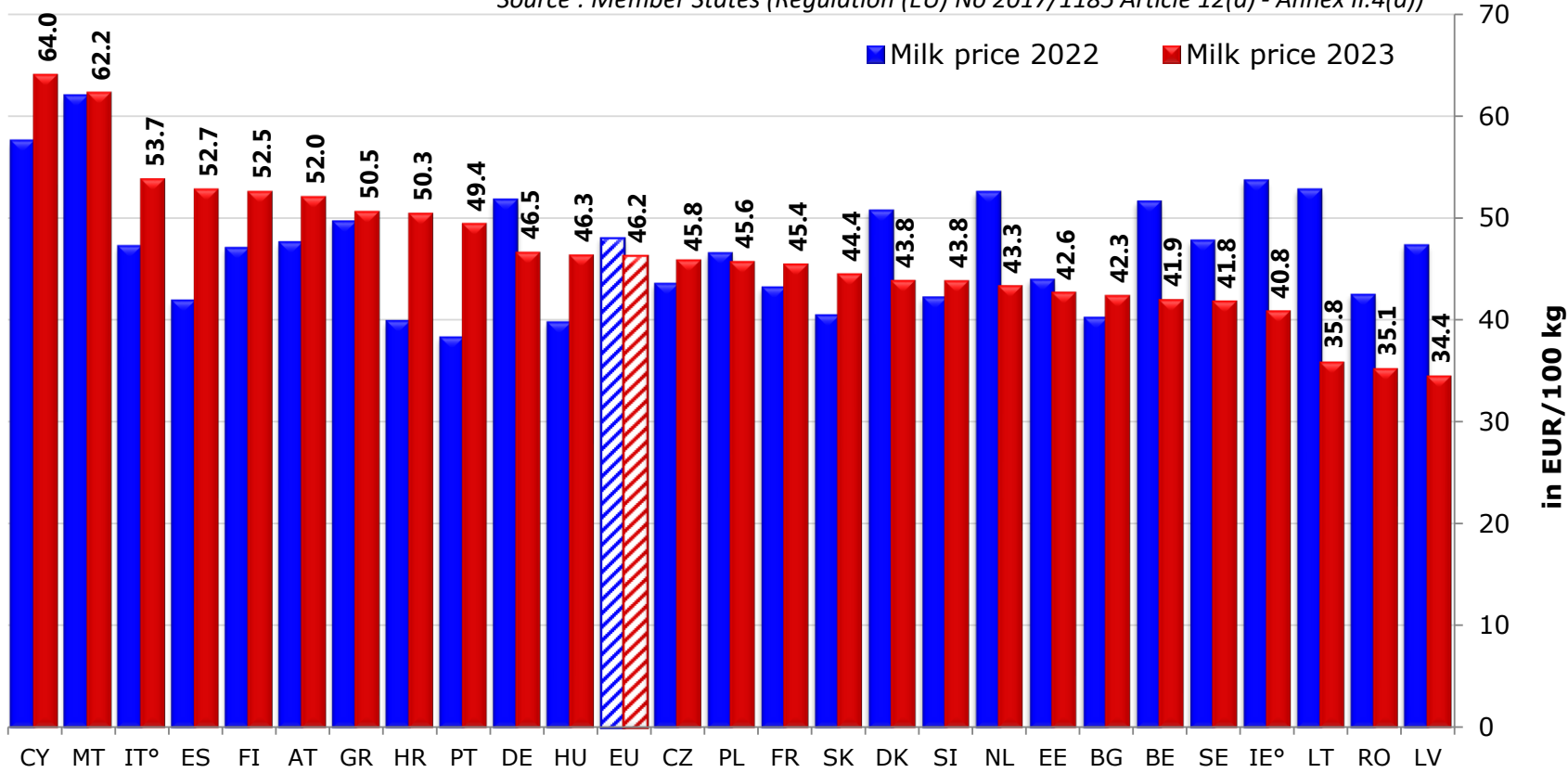


Source : MS' communications under Reg. (EU) No 2017/1185 Article 12(a) - Annex II.4(a)

EU MILK PRICES

(May 2023 vs May 2022)

Source : Member States (Regulation (EU) No 2017/1185 Article 12(a) - Annex II.4(a))



° : estimated figures for May 2023

EU Organic cow's milk prices

May 2023

Source : Member States (Regulation (EU) No 2017/1185 Article 12(a) - Annex II.4(a))

